harvest SUPERVISOR™ Interface

# Harvest Supervisor Interface

*Clarity Through Innovation*

## Harvest Supervisor™ Solution

Our unique software interface connects forage chopper flow meters or your truck scale to update your inventories in Feed Supervisor® Software using provided dry matter and tonnage.

- ► Combat shrink
- ► Maximize existing inventories
- ► Check yields
- ► Accurately plan acreage needs

## BENEFITS AND FEATURES

- Shrink management and control
- Accurate and up to date inventories
- Harvest analyzed by field, truck, and chopper
- Chopper efficiency can be evaluated by yield per hour

## Shrink "The Silent Thief"
## Identify the cause with Harvest Supervisor™

The first line of defense for inventory management is to identify shrink with Harvest Supervisor.™

Commodity shrink on a dairy ranges between 1 - 12%.

Reducing shrink by merely 3% on a 500 cow dairy would save more than $45,000 annually.

**www.SupervisorSystems.com** **(715)755-3575**

harvest SUPERVISOR™ Interface

# Harvest Supervisor™

**Today's forage choppers, truck scales, and forage box scales can contain the technology to provide detailed harvest information. Now you can put that data where it means the most – in your dairy's feed inventory!**

It is as simple as importing your field data to a desktop folder, set up Harvest Supervisor™ and let it pull your harvest right in.

- Record truck number, field name, tonnage and dry matter
- Eliminate potential error and cut the time of hand entering numbers and field information
- You can track it all in a few clicks with Feed Supervisor® inventory reporting
- Track efficiency of your harvest day with the Harvest Monitor Tool
- Run impactful reports for annual production

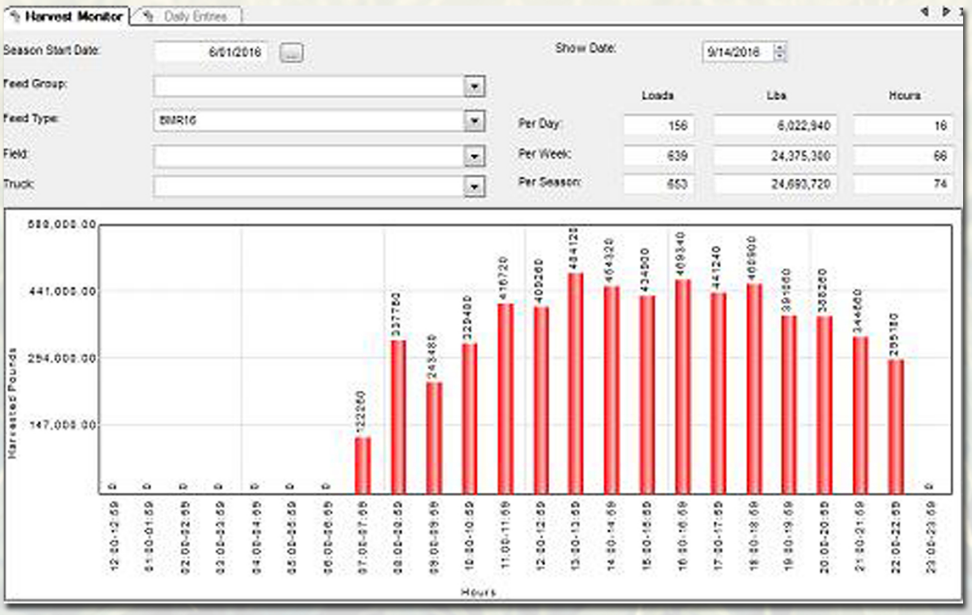


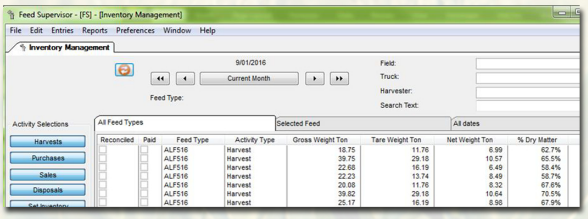


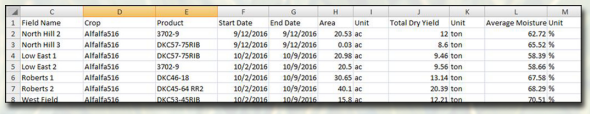

| | C | D | E | F | G | H | I | J | K | L | M |
|---|---|---|---|---|---|---|---|---|---|---|---|
| 1 | Field Name | Crop | Product | Start Date | End Date | Area | Unit | Total Dry Yield | Unit | Average Moisture Unit | |
| 2 | North Hill 2 | Alfalfa516 | 3702-9 | 9/12/2016 | 9/12/2016 | 20.53 | ac | 12 | ton | 62.72 % | |
| 3 | North Hill 3 | Alfalfa516 | DKC57-75RIB | 9/12/2016 | 9/12/2016 | 0.03 | ac | 8.6 | ton | 65.52 % | |
| 4 | Low East 1 | Alfalfa516 | DKC57-75RIB | 10/2/2016 | 10/9/2016 | 20.98 | ac | 9.46 | ton | 58.39 % | |
| 5 | Low East 2 | Alfalfa516 | 3702-9 | 10/2/2016 | 10/9/2016 | 20.5 | ac | 9.56 | ton | 58.66 % | |
| 6 | Roberts 1 | Alfalfa516 | DKC46-18 | 10/2/2016 | 10/9/2016 | 30.65 | ac | 13.14 | ton | 67.58 % | |
| 7 | Roberts 2 | Alfalfa516 | DKC45-64 RR2 | 10/2/2016 | 10/9/2016 | 40.1 | ac | 20.39 | ton | 68.29 % | |
| 8 | West Field | Alfalfa516 | DKC53-45RIB | 10/2/2016 | 10/9/2016 | 15.8 | ac | 12.21 | ton | 70.51 % | |

**Provides you with valuable field output reports!**

Plan for the future with accurate inventory and projected feed usage.

**www.SupervisorSystems.com (715)755-3575**